



Grow Your Own Pea Plant

INSTRUCTOR'S GUIDELINES

1. Buy enough peat pellets and two pea seeds for each student.
2. Students should (make tiny scuffs) by rubbing them on sand paper in the seed and soak them in water for 24 hours. This aids germination.
3. The next day, soak the peat pellet in about 1/2 cup of water in a small container, for five minutes.
4. After the seed and peat pellet have soaked, have students record what happened to them on their worksheets.
5. To get ready to plant the seeds, instruct students to measure 1/2 inch on a pencil or stick and mark it with a line. Stick the pencil or stick in the peat pellet up to your line. Remove it and the a hole in the peat pellet will be the seed's new home.
6. In the hole, place the seeds. The extra is in case one does not sprout.
7. Push the peat moss back over the seeds.
8. Put the peat pellets in a warm place on a tray to prevent leakage. Give the pots a little water if it starts to feel dry.
9. Watch for little seedlings to come up. After the seedlings have sprouted, put the plant in direct bright sunlight. Keep only one seedling to make sure there is plenty of room for it to grow.
10. When the seedlings arrive, have students record how many seedlings came up and how many days they took to show up. Remove the smaller seedling if both seeds germinated. When your seedling has two sets of true leaves, it is big enough to plant outside or in a larger container.

IDEAS FOR WHAT TO DO WHILE WAITING:

- Review what plants need to grow and have students make sure their plants have it all!
- Think of how plants can be used in our lives: for food, shelter, clothing, medicine, energy, and pleasure.
- Make guesses about their peas and its growth (time, size, color, etc.)



FOR USE WITH

The Pea Blossom

Retold and illustrated by Amy Lowry Poole

32 pages • hardcover reinforced binding

10 x 10 • March 2005 • \$16.95

ISBN 0-8234-1864-2




Holiday House
www.holidayhouse.com

Name _____

Date _____

Grow Your Own Pea Plant



- After the seed and peat pellet have soaked, what happened?
How do they look different?

- What do plants need to grow?
List the 7 essentials.

- How can these peas be used in the following ways? Fill in the grid below.

| | | |
|-----------------|----------------|-----------------|
| Food | Shelter | Clothing |
| | | |
| Medicine | Energy | Pleasure |
| | | |

- When will the peas show up?
What color will they be?
- How many seedlings grew in your peat pot?
How many days did it take to see growth?
- When did your seedling grow two sets of true leaves?
Did it happen sooner or later than you expected?

